
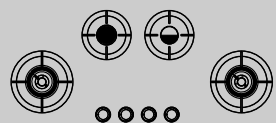
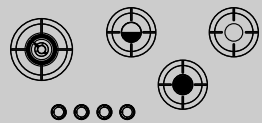
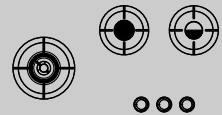
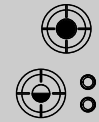


i-Cooking 4mm solid stainless steel

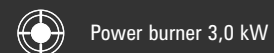
i-Cooking 4mm solid stainless steel



Order code	Dimensions [WxDxH]					INDEX	INDEX
		wok burner	power burner	standard burner	simmer burner	i-Cooking	cooktop
single							
IC0101	34x48x9cm	1	0	0	0	1495	
KP0101	34x48x9cm	1	0	0	0		1345
2 gas burners							
IC0201	34x48x9cm	0	1	1	0	1595	
KP0201	34x48x9cm	0	1	1	0		1395
IC0202	34x48x9cm	0	1	0	1	1595	
KP0202	34x48x9cm	0	1	0	1		1395
3 gas burners							
IC0301	79x48x9cm	1	1	1	0	2095	
KP0301	79x48x9cm	1	1	1	0		1945
IC0302	89x37x9cm	2	0	1	0	2395	
KP0302	89x37x9cm	2	0	1	0		2245
4 gas burners							
IC0401	109x48x9cm	1	1	1	1	2695	
KP0401	109x48x9cm	1	1	1	1		2395
IC0402	109x48x9cm	2	1	1	0	2995	
KP0402	109x48x9cm	2	1	1	0		2695



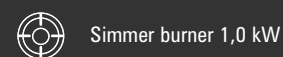
Wok burner 5,8 kW



Power burner 3,0 kW

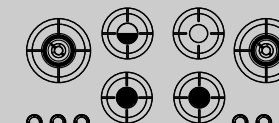
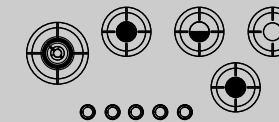
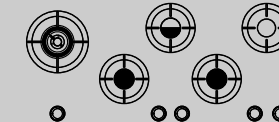
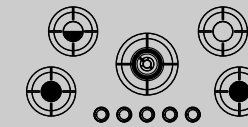


Standard burner 1,7 kW



Simmer burner 1,0 kW

Specifications: i-Cooking gas burner[s] fitted in 4mm solid steel worktops
 Heavy stainless steel control knobs with gas intensity indicator
 Superior quality high-intensity burners with extra wide control range
 Electronic ignition
 Safety auto-off function and child safety lock
 Standard version with stainless steel pan supports
 Black enamel coated pan supports optionally available
 Unique wok burner construction with two individually controlled rings



Order code	Dimensions [WxDxH]					INDEX	INDEX
		wok burner	power burner	standard burner	simmer burner	i-Cooking	cooktop
5 gas burners							
IC0501	109x48x9cm	1	2	1	1	2895	
KP0501	109x48x9cm	1	2	1	1		2745
IC0502	109x48x9cm	1	1	2	1	2895	
KP0502	109x48x9cm	1	1	2	1		2745
IC0503	109x48x9cm	1	2	1	1	2895	
KP0503	109x48x9cm	1	2	1	1		2745
6 gas burners							
IC0601	109x48x9cm	2	2	1	1	3495	
KP0601	109x48x9cm	2	2	1	1		3345



Options	reduction	surcharge	INDEX
Black enamel coated pan supports per support		+/+	32
Individually designed composition		+/+	on application

Nothing in this issue may be copied and/or published without written permission by ABK InnoVent. ABK InnoVent is not liable for damages resulting from incorrect use of the products, or use which is not in accordance with the information in this brochure. We reserve the right to change prices and models without prior notice. We are not liable for printing errors.

REV091709 | prices are valid up to and including 31 December 2009

i-Cooking

The unique i-Cooking concept enables you to design your own cooktop. Creating a beautiful look, these superior quality burners stand directly in the worktop. Not only awarded with the prestigious IF GOLD and REDDOT design awards, i-Cooking is also officially certified by the KIWA GASTEC institute and now available for most European countries. In this brochure you can find the technical specifications of the different burner types. The pre-defined i-Cooking compositions for our 4mm solid stainless steel worktops are also available as top or flush mounted cooktops.

To create your own i-Cooking composition, use the guidelines at www.i-cooking.eu. Before production, each design will be thoroughly studied on technical feasibility, safety and functional aspects. For more information please contact us.

ABK
I n n o v e n t

a | ABK InnoVent
Plakhorstweg 12
NL-7008 AT | Doetinchem
t | +31 [0]314-320910
f | +31 [0]314-320919
e | info@abk-innovent.nl
w | www.abk-innovent.nl

Fitting instructions flush mount | top mount *

ABK
I n n o v e n t

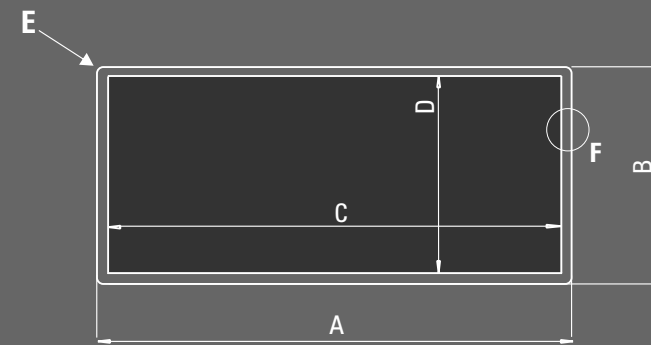
Flush mount dimensions

order code	Cooktop [WxDxHmm] thickness 4mm	AxBxdepth [mm] exterior	Burner housing [mm]	CxD* [mm] worktop cut out	E radius [mm]
KP0101	380x520x95	386x526x4 + glue thickness	340x480x90	350x490	10
Kp0201	380x520x95	386x526x4 + glue thickness	340x480x90	350x490	10
KP0202	380x520x95	386x526x4 + glue thickness	340x480x90	350x490	10
KP0301	830x520x95	836x526x4 + glue thickness	790x480x90	800x490	10
KP0302	930x405x95	936x411x4 + glue thickness	890x365x90	900x375	10
KP0401	1130x520x95	1136x526x4 + glue thickness	1090x480x90	1100x490	10
KP0402	1130x520x95	1136x526x4 + glue thickness	1090x480x90	1100x490	10
KP0501	1130x520x95	1136x526x4 + glue thickness	1090x480x90	1100x490	10
KP0502	1130x520x95	1136x526x4 + glue thickness	1090x480x90	1100x490	10
KP0503	1130x520x95	1136x526x4 + glue thickness	1090x480x90	1100x490	10
KP0601	1130x520x95	1136x526x4 + glue thickness	1090x480x90	1100x490	10

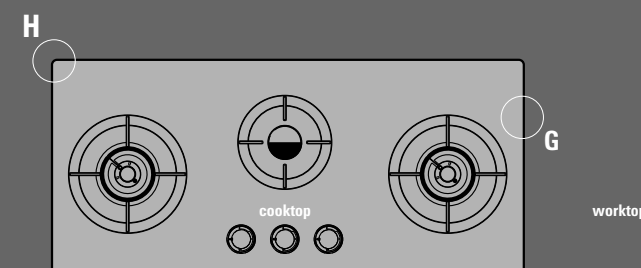
***Attention!** For top mount fitting, only use cut out dimensions CxD



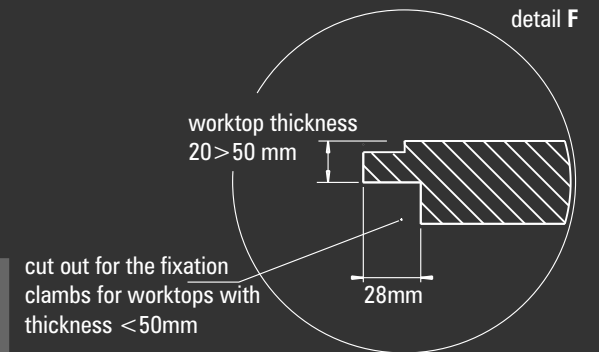
top view



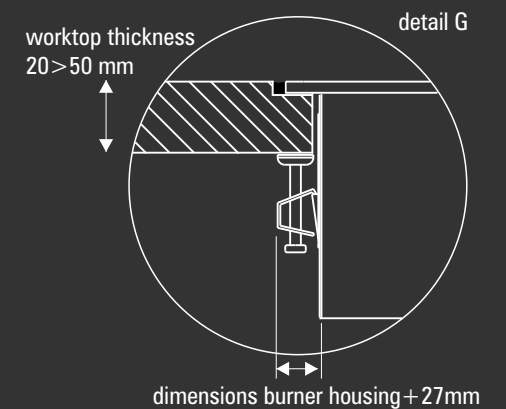
top view



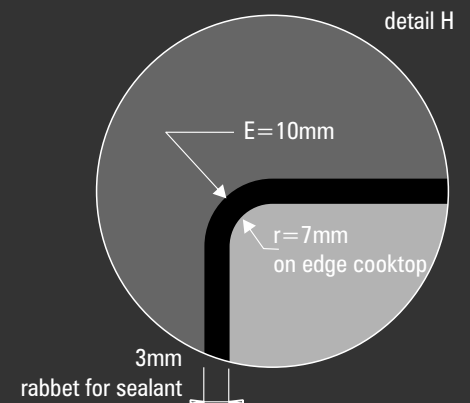
detail F



detail G



detail H



Wok burner 5,8 kW
2-parts wok burner
range 0,18-5,8kW



Power burner 3,0 kW
spiral burner
range 0,64-3,0kW



Standard burner 1,7 kW
spiral burner
range 0,32-1,7kW



Simmer burner 1,0kW
spiral burner
range 0,2-1,0kW

